

2005

3

2005. 10.24



Contents

'05 3
가

'05 4

I. Overview

II. 2005 3

III.

IV. APPENDIX

I. Overview



I. Portfolio

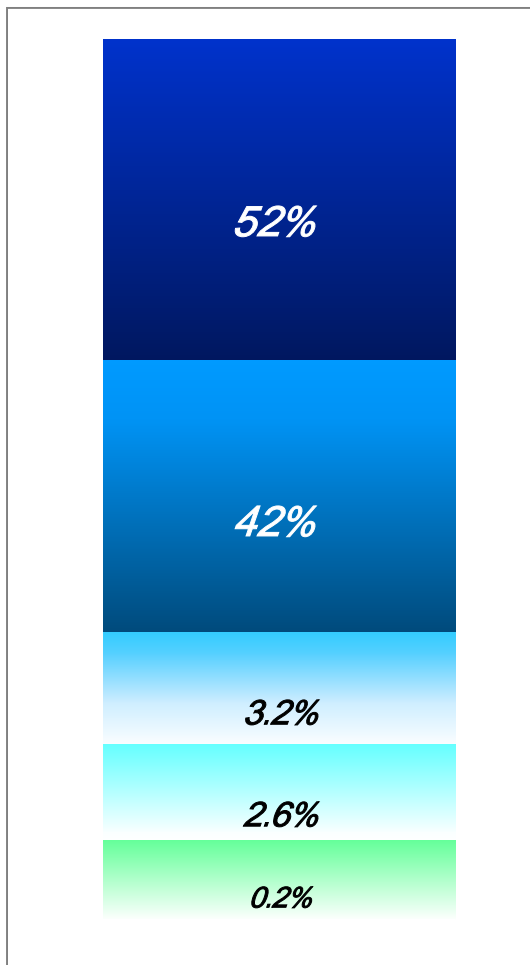
II.

III.

IV.

V.

1. Portfolio



* Sales (2005.)

- SBR, HBR, NBR, Latex, SBS, ETC
- 4 (SBR/BR)
- : 599,000Mt/Year

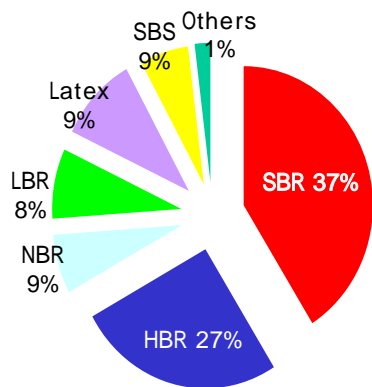
- ABS, PS, EPS, PPG
- 533,000Mt/Year

- 가
- : 630 Mt/Hr, 36MWH/Hr

- 가
- M/S 1 (70%)
- 21,000Mt/Year

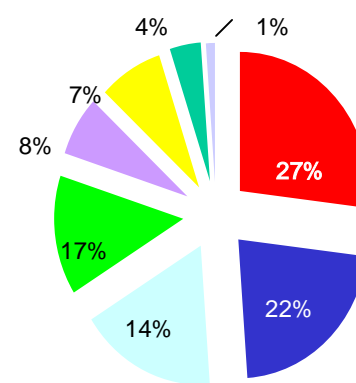
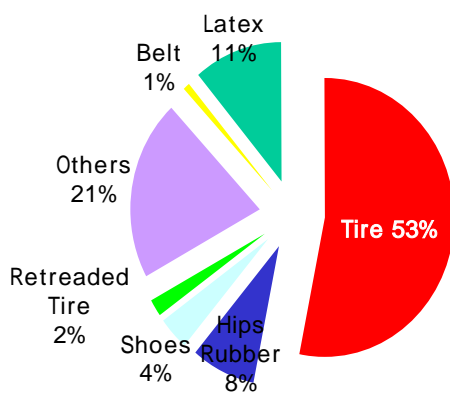
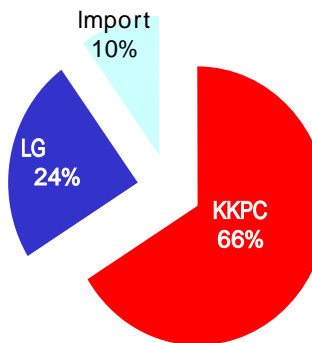
- LCD Photo-Resist
- 2,000Mt/Year

2.



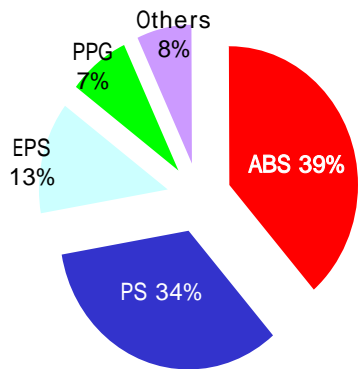
M/S

* : 2005



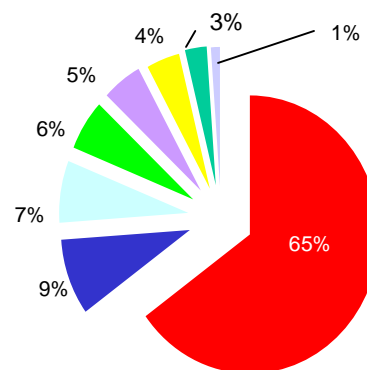
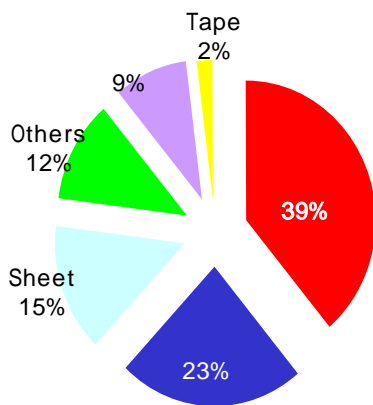
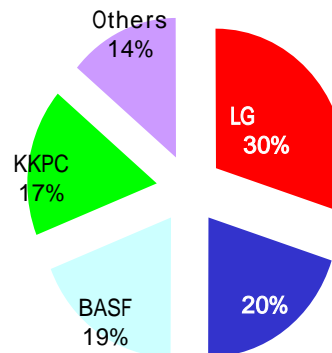
* : 56%, 44%

3.



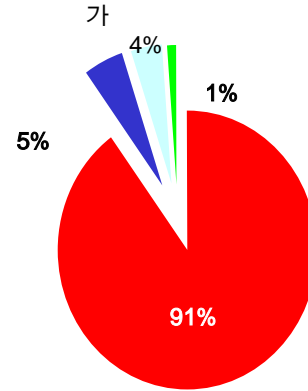
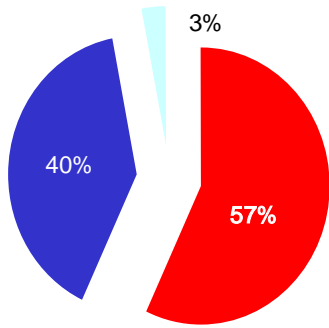
M/S

* : 2005

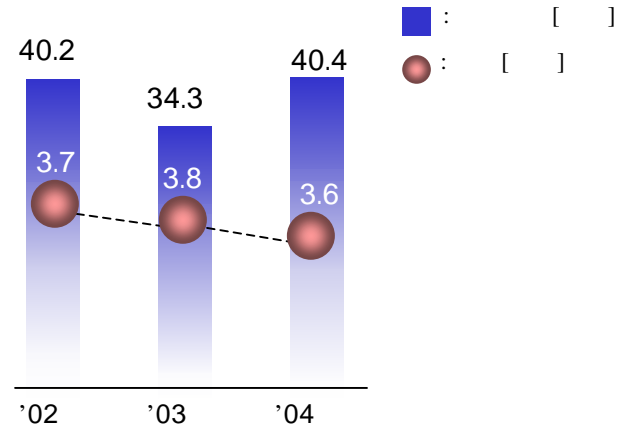
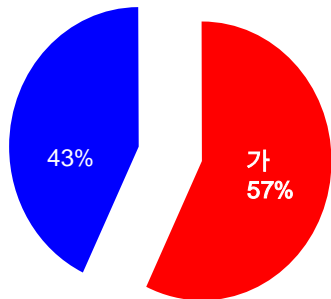


* : 60%, 40%

4.

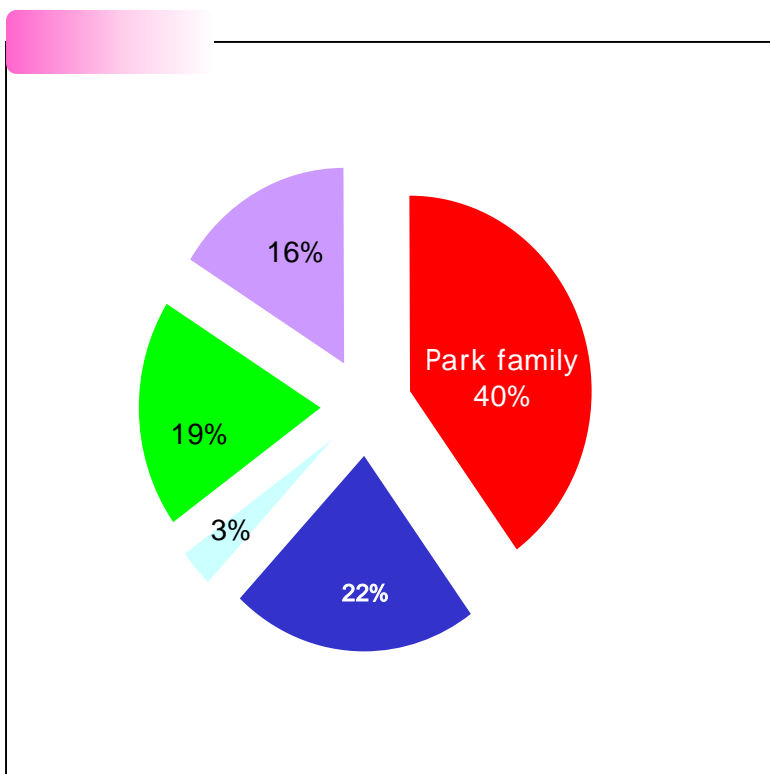


Steam / 가



■ : []
● : []

5.



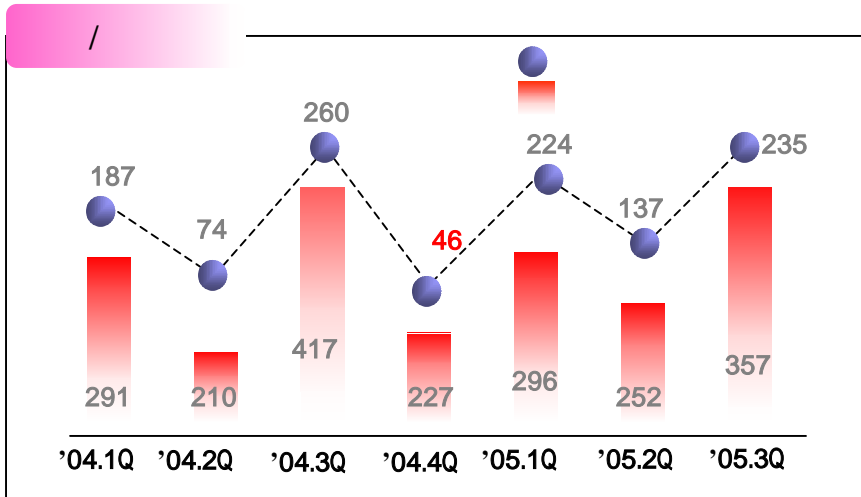
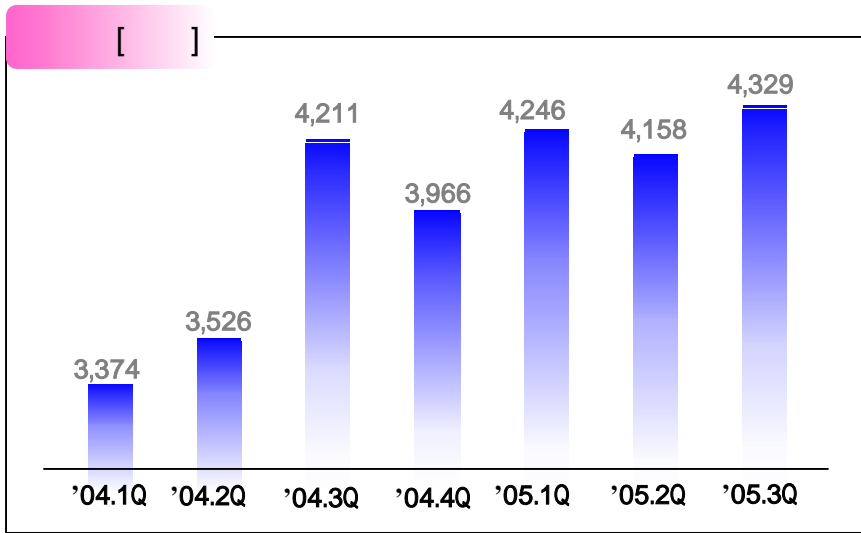
		가 *		
	25,424,447	21,000	534	127.1
	3,023,486	12,850	39	15.1
TOTAL	28,447,933	-	573	142.2

Note
 * Price : Market Price on September 30, 2005

II. 2005 3

- 3Q []
-
-
-
-
-

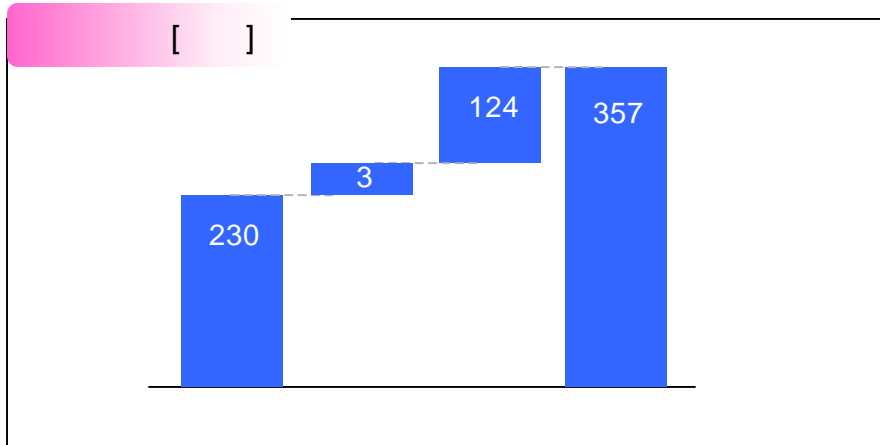
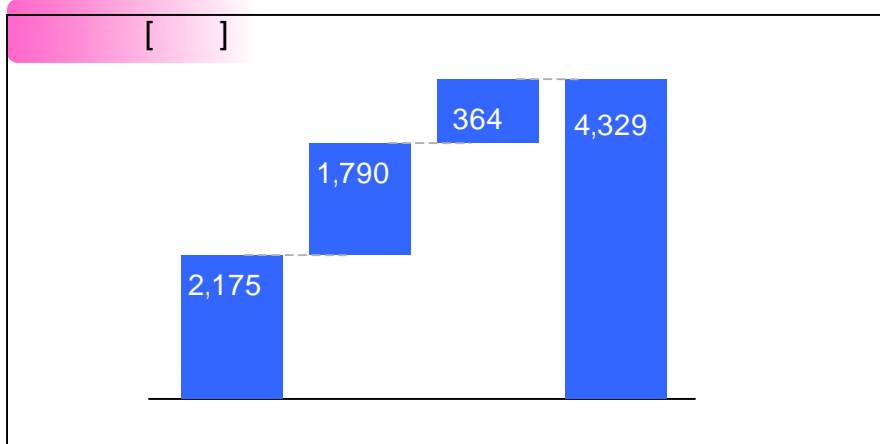
1.3 []



	'04.3Q	'05.2Q	'05.3Q	/	[%]
	4,211	4,158	4,329	2.8	4.1
	750	562	660	12.0	17.4
[%]	17.8	13.5	15.3		
	417	252	357	14.4	41.8
[%]	9.9	6.1	8.2		
	537	330	246	54.1	25.4
[]	260	137	235	9.6	71.3
	139	75	204	46.7	172.0
	398	256	43	89.3	83.3
	277	193	11	95.9	94.1

2.

- 50%, 41% [,] 9%
- 230 , 3 , 124 357

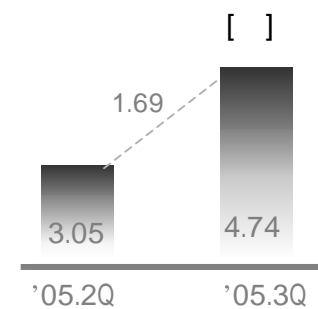
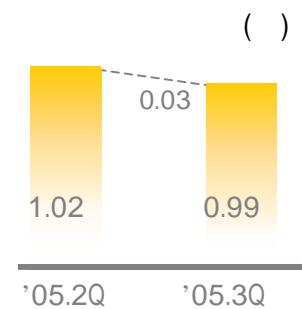
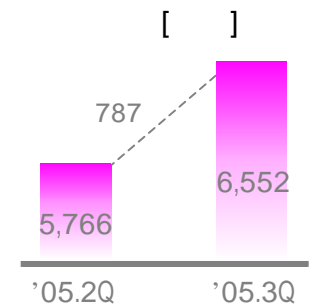
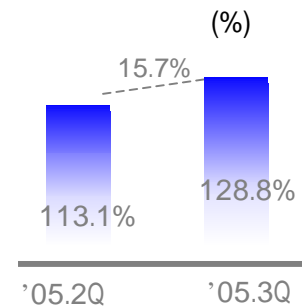


	'04.3Q	'05.2Q	'05.3Q	/	[%]
	4,211	4,158	4,329	2.8	4.1
[]	1,923	2,180	2,175	13.1	0.2
[]	2,059	1,592	1,790	13.1	12.4
[]	229	386	364	59.0	5.7
	418	252	357	14.6	41.7
[%]	9.9	6.1	8.2		
[]	239	214	230	3.8	7.5
[%]	12.4	9.8	10.6		
[]	107	64	3	97.2	104.7
[%]	5.2	4.0	0.2		
[]	72	102	124	72.2	21.6
[%]	31.4	26.4	34.0		

3.

- 1,270
- 193 , 787 가

		'04. 3Q	'05.2Q	'05.3Q		
		14,403	16,631	17,935	3,532	1,304
		8,686	8,828	10,097	1,411	1,270
		5,717	7,803	7,837	2,120	34
	%	151.9	113.1	128.8	23.1	15.7
		6,359	5,766	6,552	193	787
		1.04	1.02	0.99	0.04	0.03
		4.23	3.05	4.74	0.51	1.69



4.

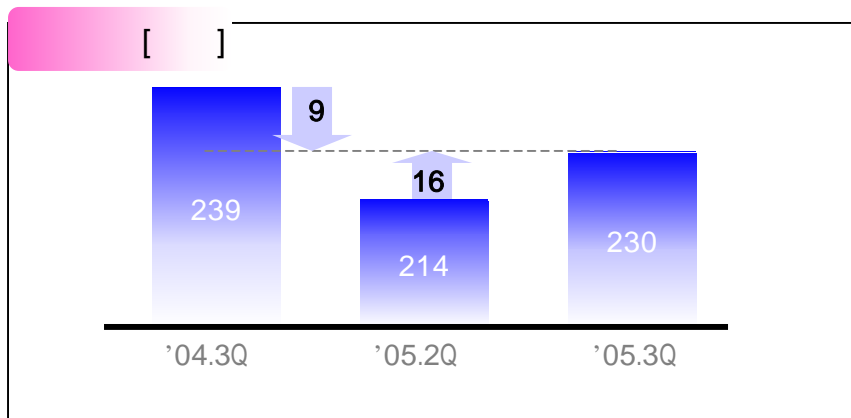
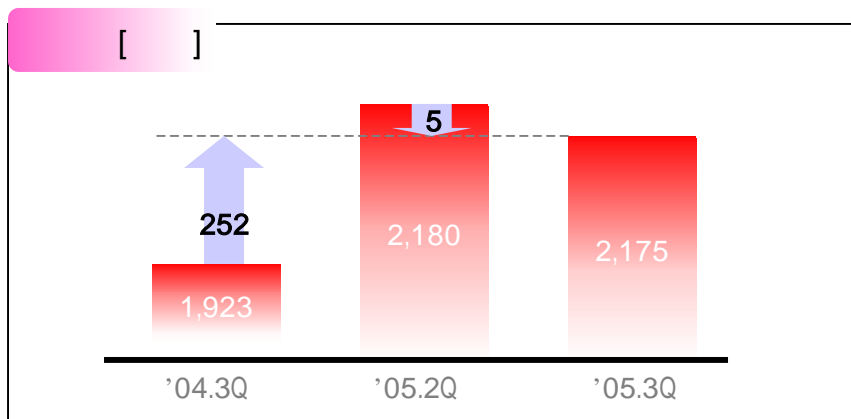
* :

	'04.3Q	'05.2Q	'05. 3Q		
1.	349	453	291	58	161
-	398	256	43	306	213
- 가 /	161	158	175	14	17
-	210	39	74	284	35
2.	169	171	393	225	222
-	131	307	398	267	706
-	37	478	5	42	483
3.	169	320	780	949	1,100
-	160	185	784	944	969
- /	0	116	0	0	116
-	9	20	4	5	16
	11	39	678	666	717

5.

-

- 가 SBR
- BR 가 가



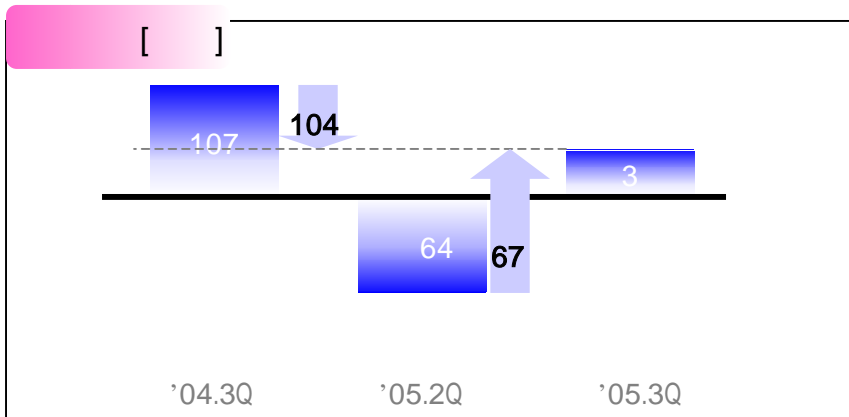
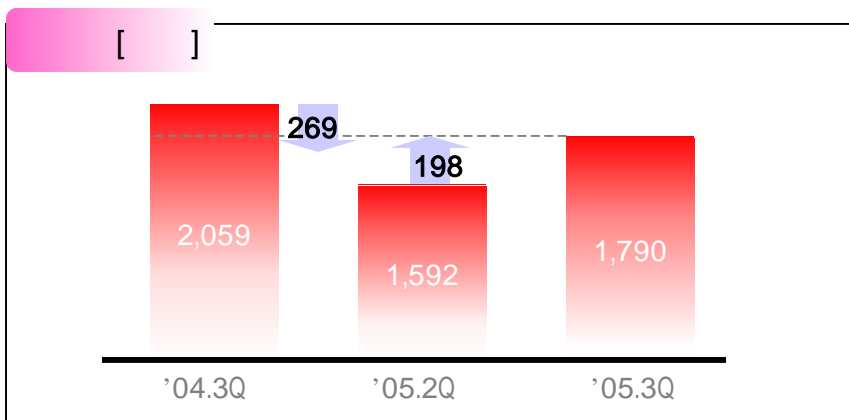
- 가 SBR
- SBR 가
- BR 가 가
- '04.3Q 가
- 252 가
- Tight 가 : 1,550~1,600 \$/Mt
- BD가 가

5.

-

• SM가 가

•

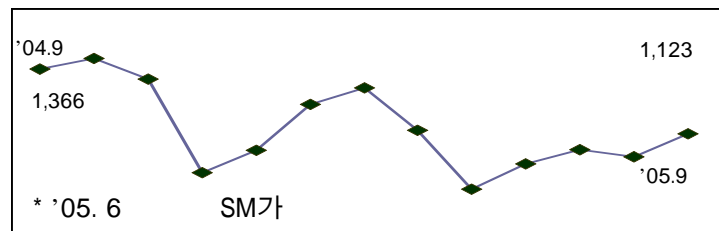


• 가 SM가 , 가

•

• SM 가 [CFR Taiwan \$/Mt]

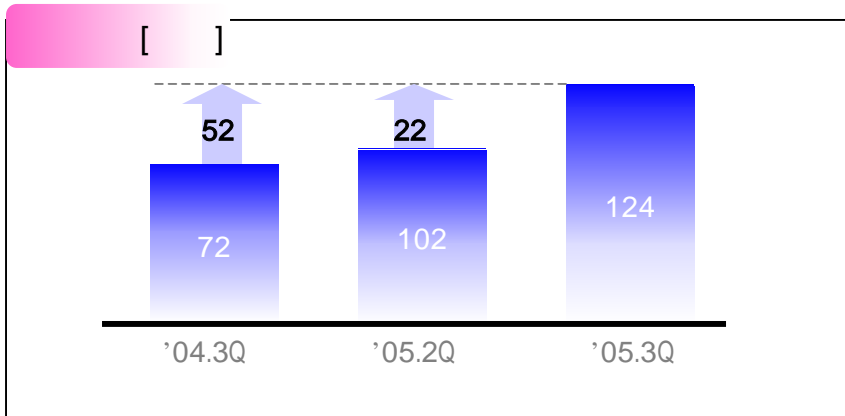
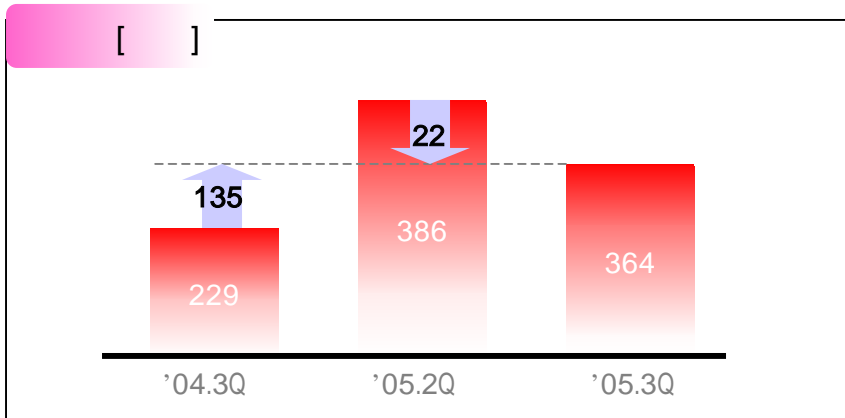
05.4	5	6	7	8	9
1,136	915	1,011	1,064	1,036	1,123



5.

-

- U/T 가



- [Major]
- : 221 [2] 182 [3]
- : 147 [2] 166 [3]
- : 4,740Mt(2) 3,910Mt[3]
- : 322 [2] 338 [3]

6.

- LBR
 - : 5,000 / [50,000]
 - : 2006

- - 04~05 Control System
 - DCS



*

- [6 ~11]
- : , , ,

- [8 ~10]
- : , ,

- ISO/TS 16949[6 ~12]
- : ISO9001 , ISO/TS16949

- 113 [8]
- [9]
- [9 , 9/26]
- [10]

III.



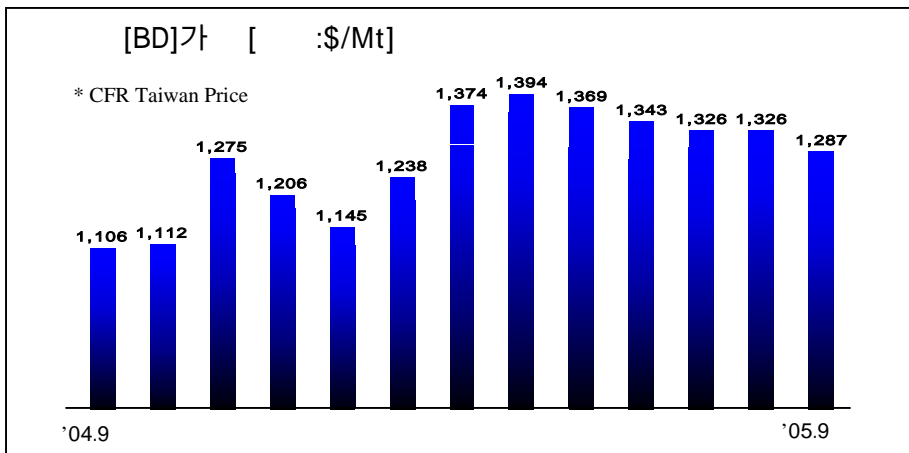
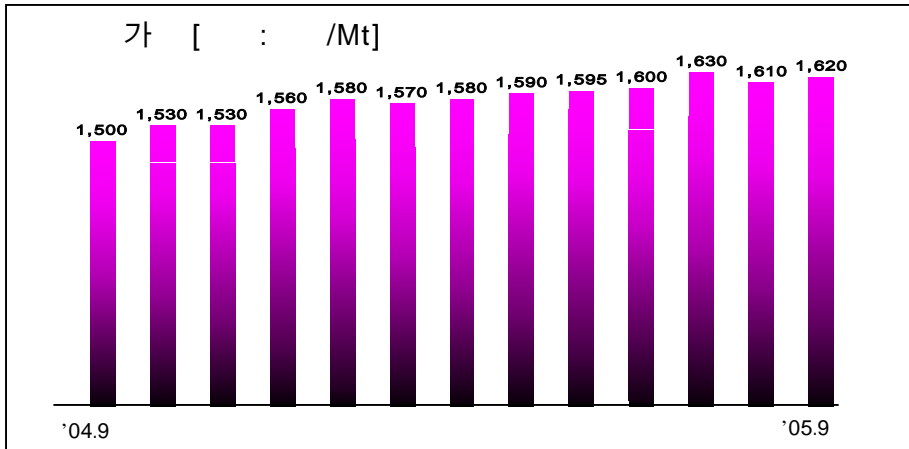
1.

2.

1.

/ 가

'05 4Q

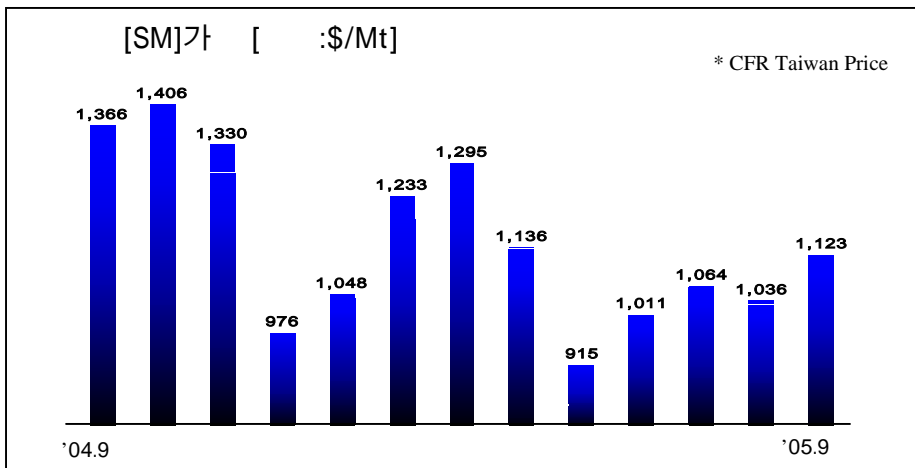
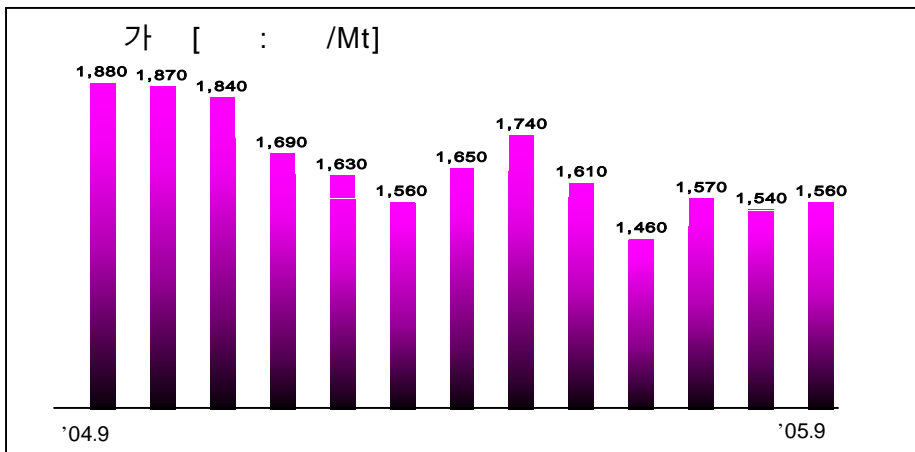


- 가 가 가
- 가
- - 10
- 가 가
[가 : \$1,660]
- SBR, BR 가 Revamping 가
- SBR : 15,000
- BR : 11,000
- 가 가 가

1.

/ 가

'05 4Q



- SM가 6 가
- 가 4 .
- SM가 가
- 가
- [] 가
- /
- [가]
- 가
-
-
- - ASA
- Enerpore 1 , EPS

2.

- Revamping

- SBR : 15,000 [11]
- BR : 11,000 [11]
- : 2,000 [12]

- Nd-BR

- 10 [400]
- Dunlop 400Ton

- SEBS [11]

- MMA Project

- : J/V
- Capacity : 70,000Mt/Y
- : 2 ,
- :

-
- ASA

IV APPENDIX



- 1.
- 2.
3. CAPEX
4. Capacity
- 5.

1.

:

	'04.3Q	'05.2Q	'05.3Q	
	4,211	4,158	4,329	
	750	562	660	
	333	311	303	
	417	252	357	
[]	9.9%	6.1%	8.2%	
	308	229	34	
	188	151	144	
	537	330	246	
[]	260	137	235	
	398	256	43	

2.

:

	'04.3Q	'05.2Q	'05.3Q	
	14,403	16,631	17,935	
	3,651	3,943	4,997	
[]	1,771	1,841	2,010	
	12,045	12,688	12,938	
[]	4,851	5,036	5,292	
	8,686	8,828	10,097	
	6,517	4,575	7,976	
	2,578	4,253	5,121	
	5,717	7,803	7,837	
	1,422	1,422	1,422	
	1,051	2,092	2,132	
	3,244	4,289	4,283	

3. CAPEX

:

	'04. 3Q	'05. 3		(%)	
	72	36	73	-	105
	187	169	276	48	63
	26	78	2	92	98
	43	34	28	35	19
TOTAL	328	317	379	16	20

3Q

- SEBS Plant : 74
- T/G : 57
- M-Line Capa Up : 40
- HIPS : 28

4Q

- SEBS Plant : 74
- TDF : 11
- T/G : 20
- HBR : 60

4. Capacity

: Mt/Year

		05 3	가 [4]	05	
	SBR	238,000	15,000	253,000	
	HSR	10,000		10,000	
	NBR	30,000		30,000	
	B R	195,000	11,000	206,000	
	SB Latex	70,000		70,000	
	TPE	56,000		56,000	
	PS	177,000		177,000	
	ABS	220,000		220,000	
	EPS	90,000		90,000	
	PPG	40,000		40,000	
	TPE	6,000		6,000	
		20,200	2,000	22,200	
	가	2,700		2,700	

5.

