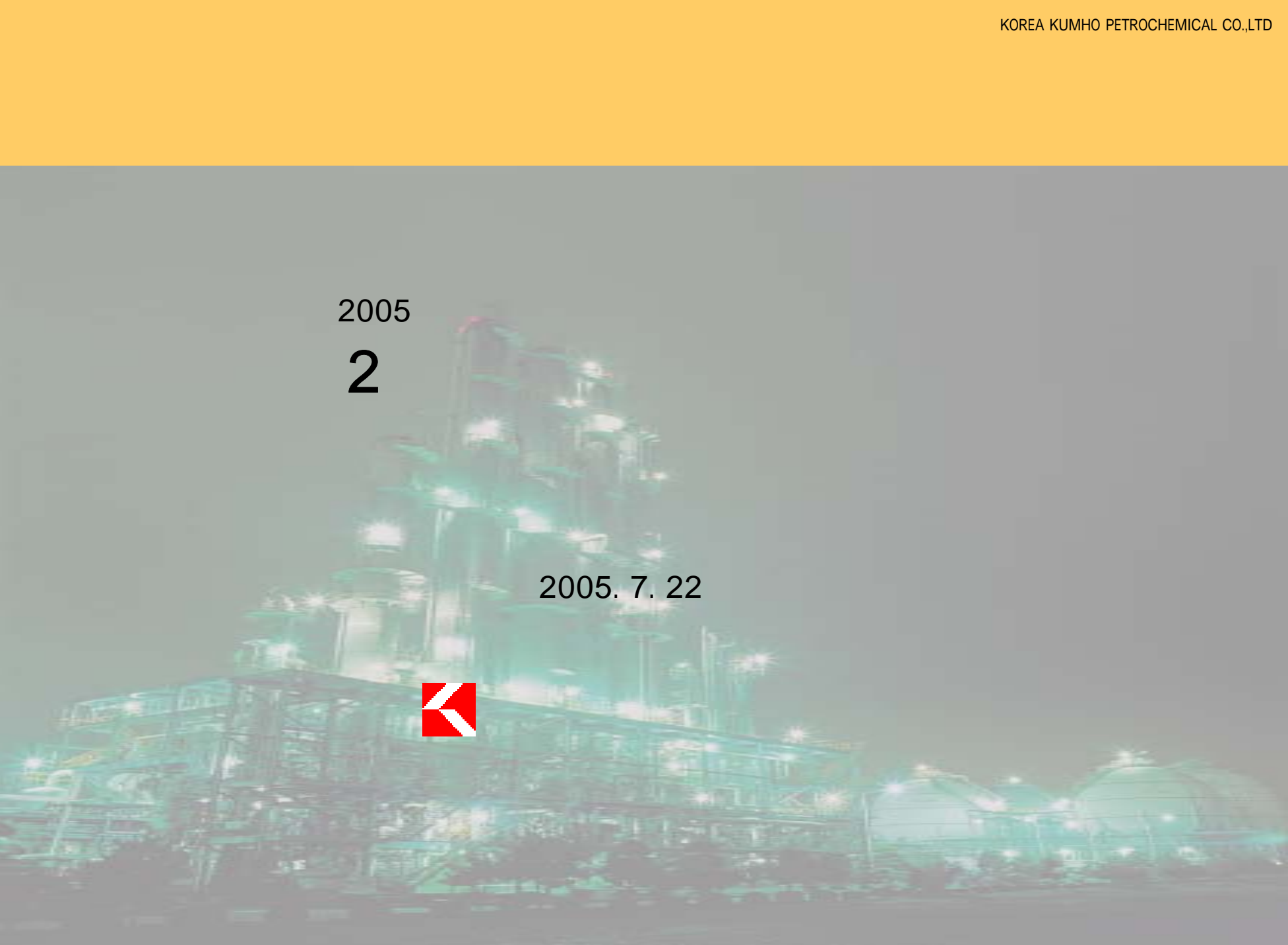


2005

2

2005. 7. 22



Contents

'05
가
.
'05 3

- I. Overview
- II. 2005 2
- III. 3
- IV. APPENDIX

I. Overview



1. Portfolio

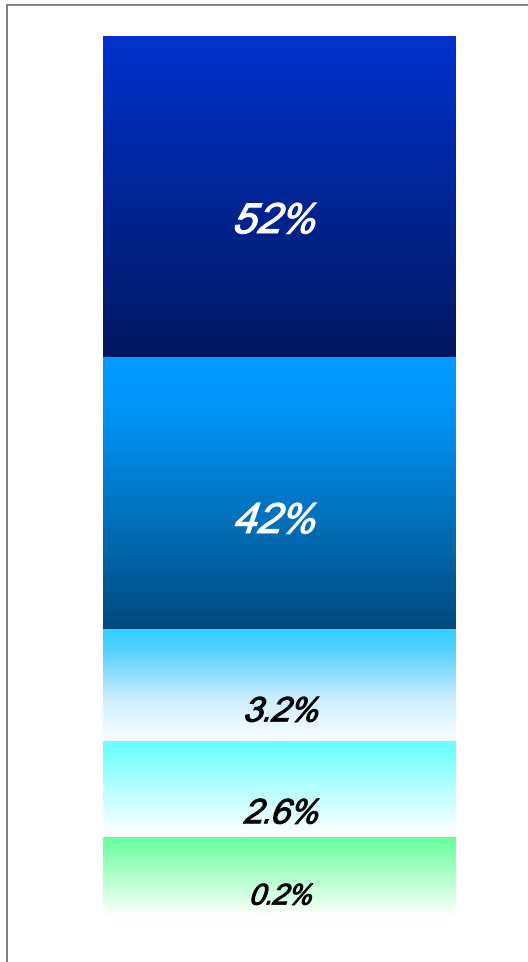
2.

3.

4.

5.

1. Portfolio



* Sales (2005.)

- SBR, HBR, NBR, Latex, SBS, ETC
- 4 (SBR/BR)
- : 573,000Mt/Year

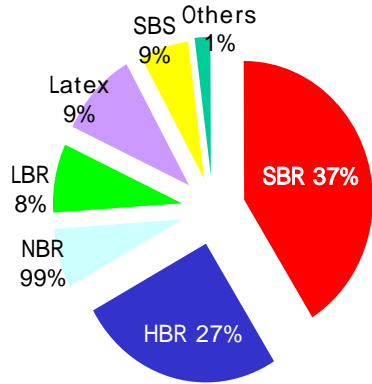
- ABS ,PS, EPS, PPG
- 533,000Mt/Year

- 가
- : 630Mt/Hr, 36MWH/Hr

- 가
- M/S 1 (70%)
- 21,000Mt/Year

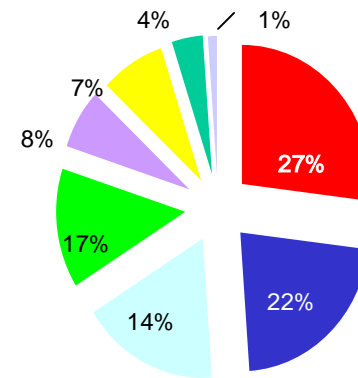
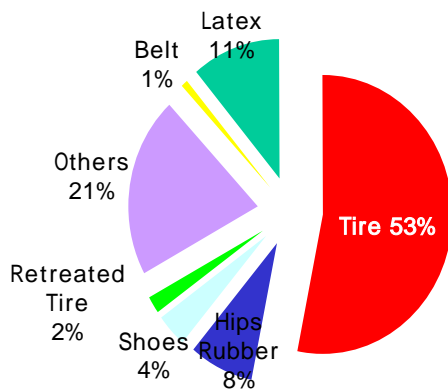
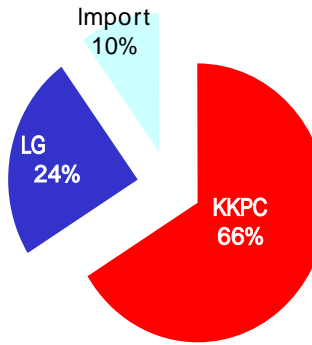
- LCD
- Photo-Resist
- 2,000Mt/Year

2.



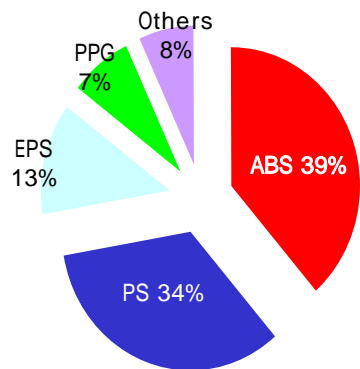
M/S

* : 2005



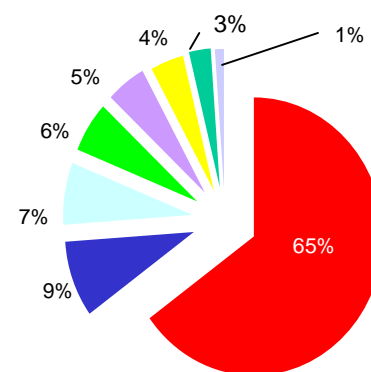
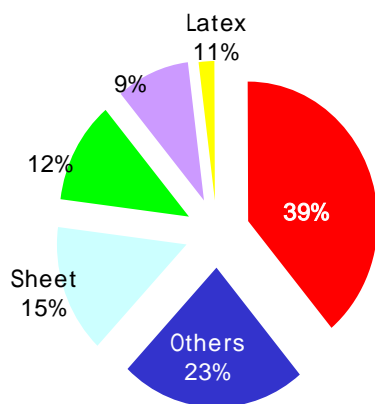
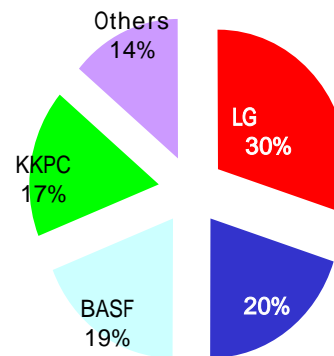
* : 56%, 44%

3.



M/S

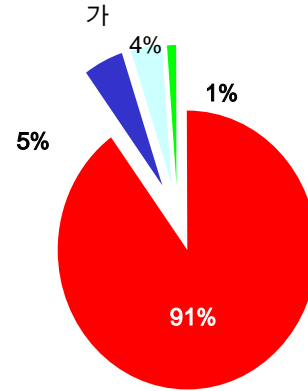
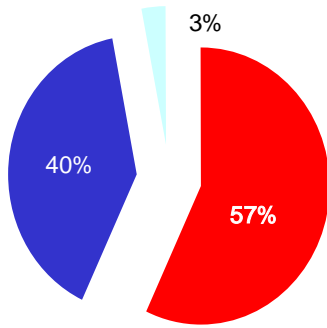
* : 2005



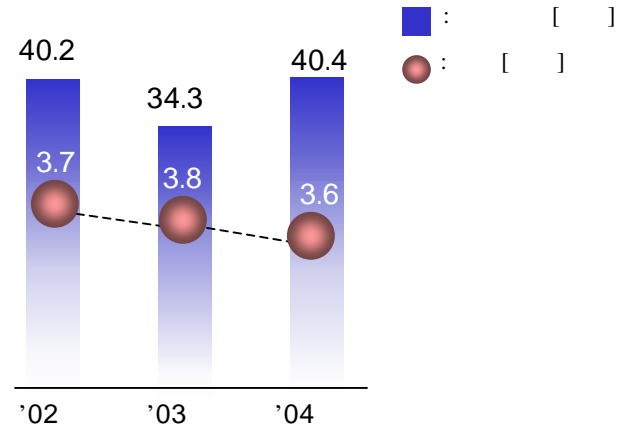
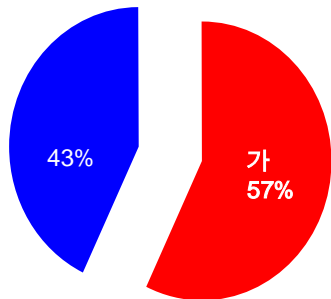
* : 60%, 40%

4.

* : 2005

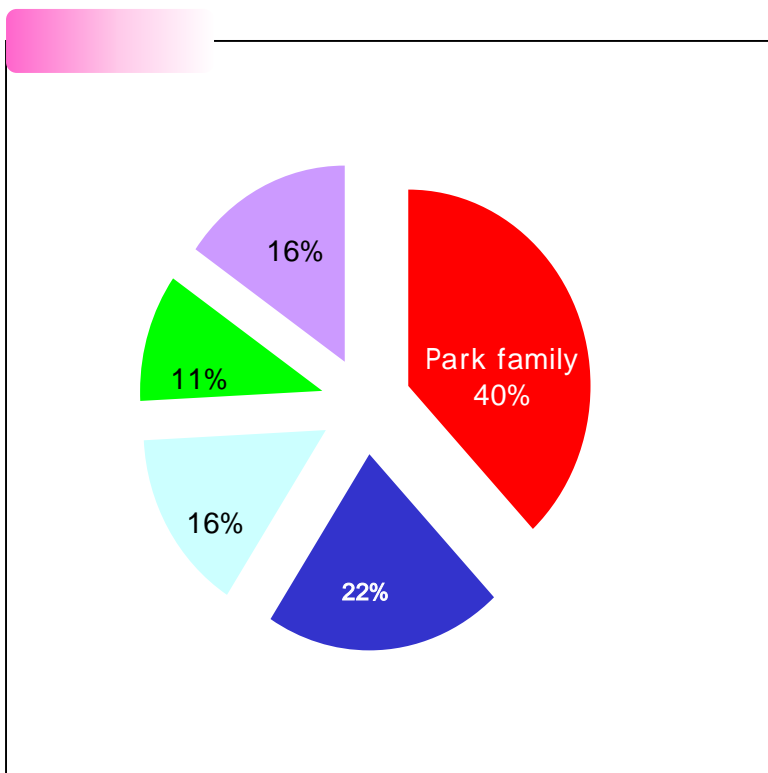


Steam / 가



Blue square : []
Red circle : []

5.



		가 *		
	25,424,447	20,300	516	127.1
	3,023,486	10,000	30	15.1
TOTAL	28,447,933	-	546	142.2

Note
 * 가 : Market Price on June 30, 2005

II. 2005 2

1. []

2. 2 []

3.

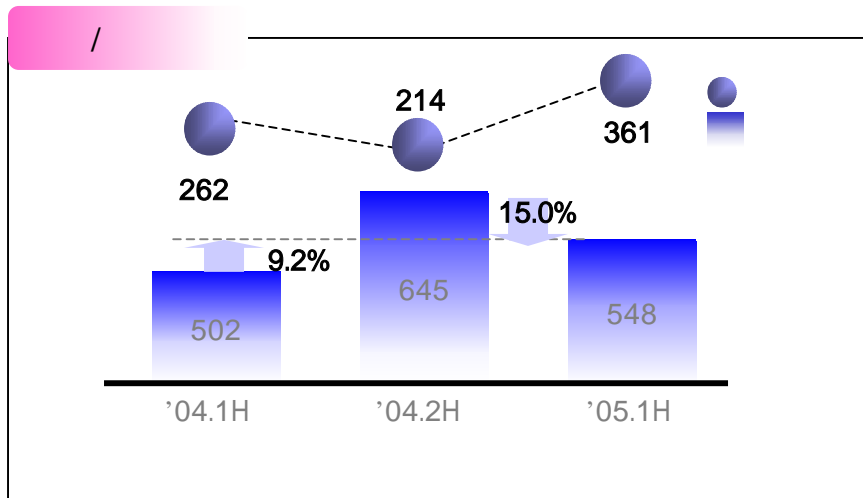
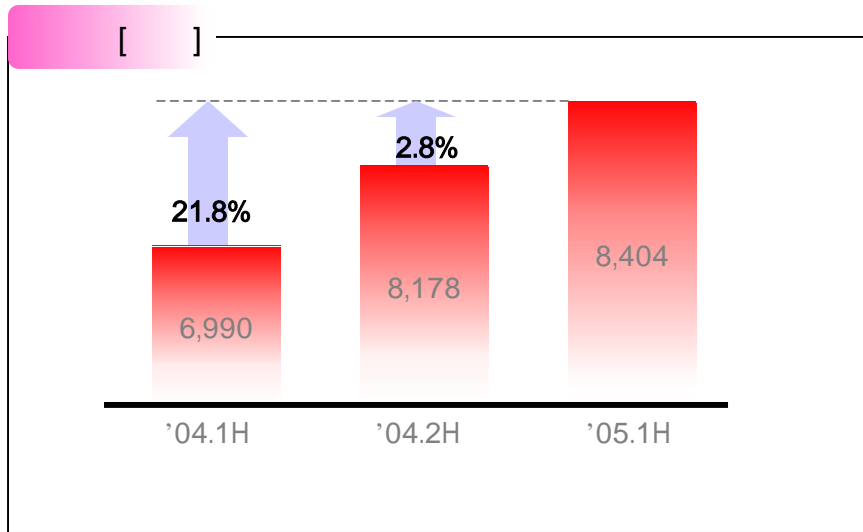
4.

5.

6.

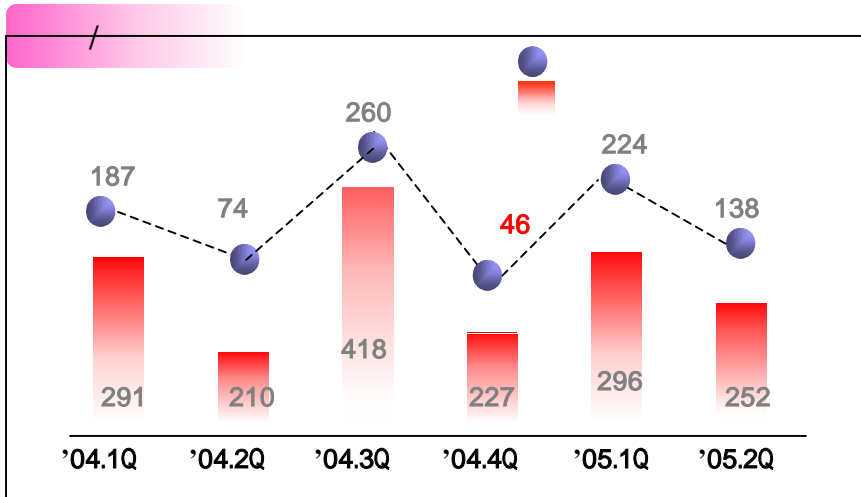
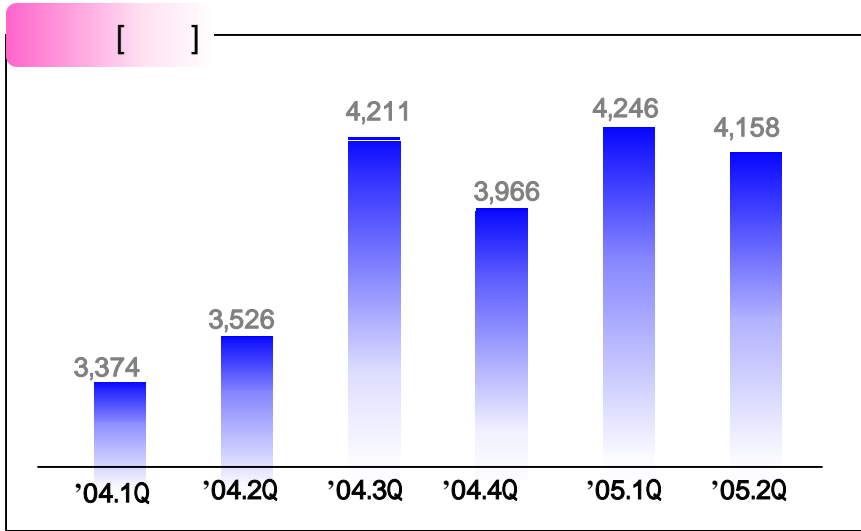
7.

1. []



	'04.1H	'04.2H	'05.1H	/	[%]
	6,900	8,178	8,404	21.8	2.8
	1,137	1,259	1,170	2.9	7.1
[%]	16.5	15.4	13.9		
	502	645	548	9.2	15.0
[%]	7.3	7.9	6.5		
	720	926	886	23.1	4.3
[]	262	214	361	37.8	68.7
	516	828	714	38.4	13.8
	458	712	525	14.6	26.3

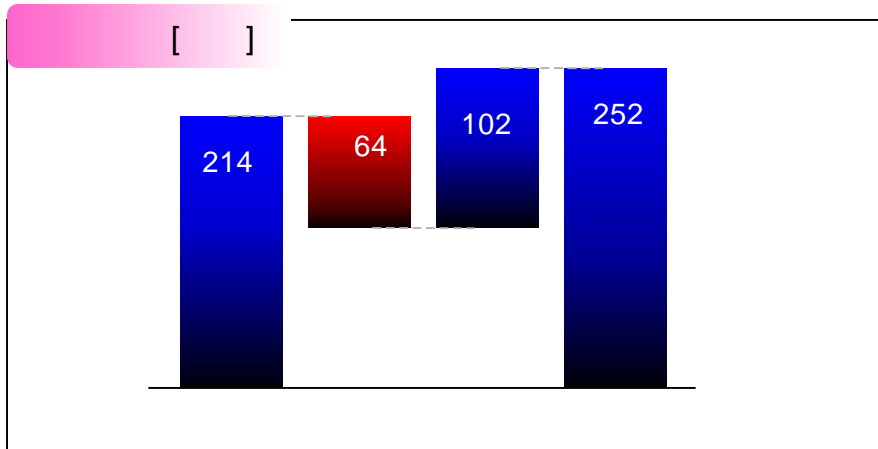
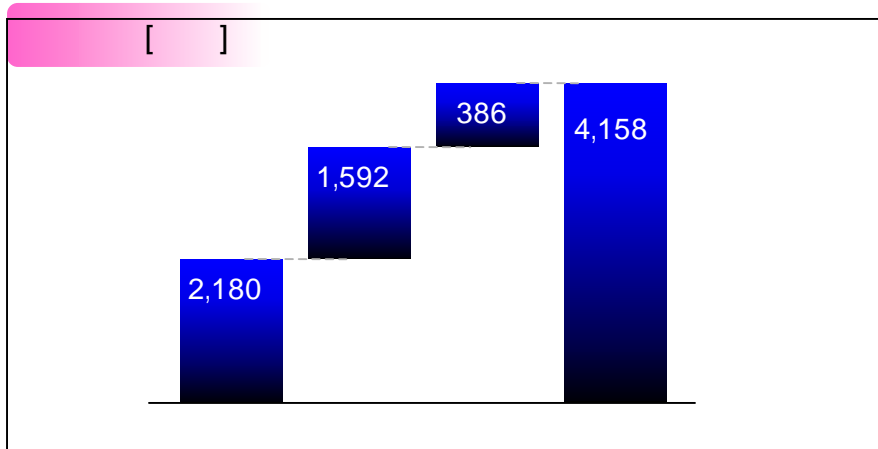
2.2 []



	'04.2Q	'05.1Q	'05.2Q	/	[%]
	3,526	4,246	4,158	17.9	2.1
	533	608	562	5.4	7.6
[%]	15.1	14.3	13.5		
	210	296	252	20.0	14.9
[%]	5.9	7.0	6.1		
	264	565	321	21.6	43.2
[]	74	224	138	86.5	38.4
	200	468	246	23.0	47.4
	190	342	183	3.7	46.5

3.

- 53%, 38%, [,] 9%
- 214 , 64 , 102 252



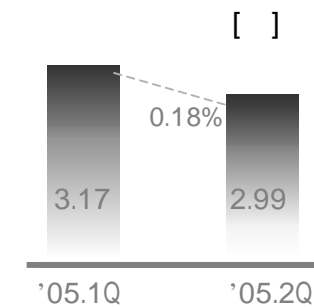
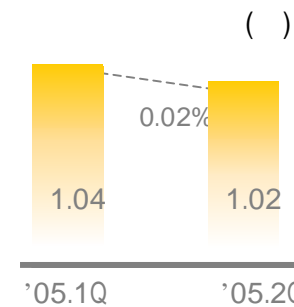
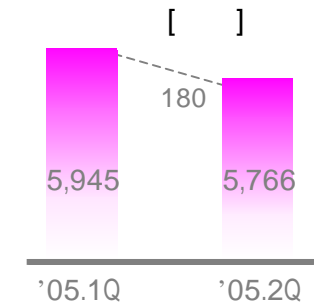
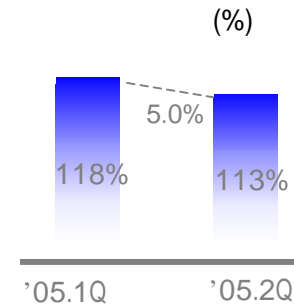
	'04.2Q	'05.1Q	'05.2Q	/	[%]
	3,526	4,246	4,158	17.9	2.1
[]	1,565	2,244	2,180	39.3	2.9
[]	1,691	1,651	1,592	5.9	3.6
[]	270	351	386	43.2	10.2
	210	296	252	19.6	15.0
[%]	6.0	7.0	6.1		
[]	100	266	214	114.0	19.5
[%]	6.4	11.9	9.8		
	28	56	64	328.6	14.3
[%]	1.7	3.4	4.0		
	82	86	102	24.4	18.6
[%]	30.4	24.5	26.4		

* :

4.

- 23 가 5.0%
- 351 , 180

		'04.2Q	'05.1Q	'05.2Q		
		14,706	16,296	16,627	1,921	331
		8,588	8,805	8,828	240	23
		6,118	7,491	7,799	1,681	308
	%	140	118	113	27	5.0
		6,117	5,945	5,766	351	180
		0.97	1.04	1.02	0.05	0.02
		1.60	3.17	2.99	1.39	0.18



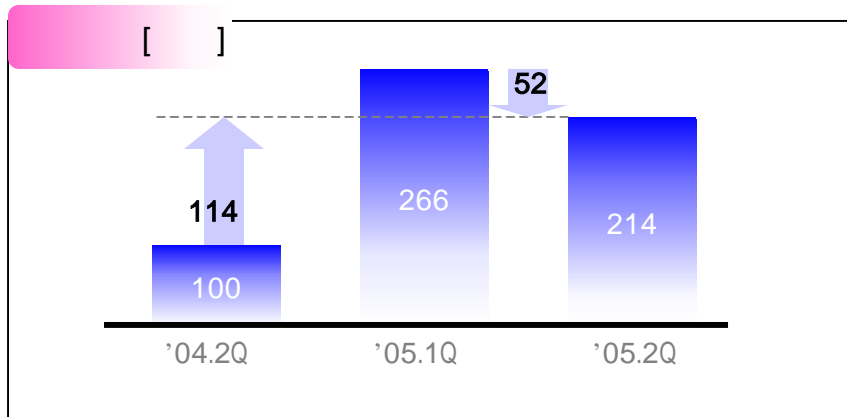
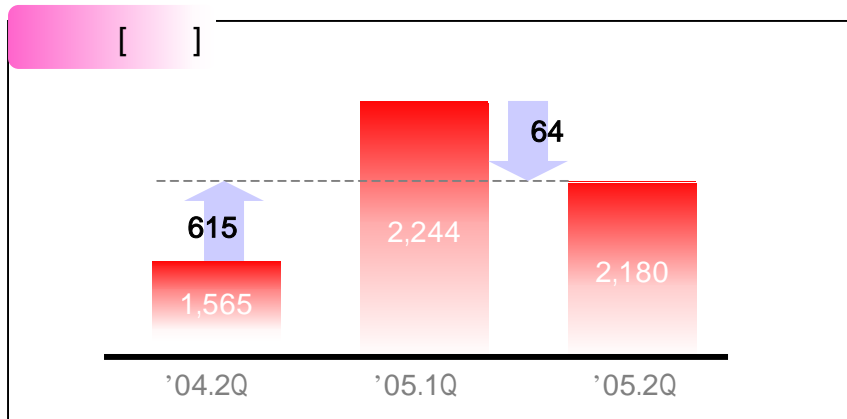
5.

* :

	'04.2Q	'05.1Q	'05. 2Q		
1.	324	21	452	128	473
-	200	468	246	46	222
- 가 /	157	161	157	0	4
-	33	650	49	82	699
2.	263	221	171	92	392
-	99	127	335	236	208
-	164	348	164	328	184
3.	54	156	320	266	164
-	26	162	185	159	23
- /	181	-	115	296	115
-	209	6	20	189	26
	7	45	39	46	84

6. -

- 2005. 5~6 가[S/Down 23% 가]



- BD가 가 ' ' ' 23% 가
 [BD가 : '04.12 \$1,206 '05.5 \$1,369] 152
- Tight 가
 [가 : \$1,370]
- SBR SM가 가
 5~6 가
 [7 SM가 가]
- Annual S/Down
 - 2005. 5~6 Line 15 S/Down
 - Revamping Line Tie - In

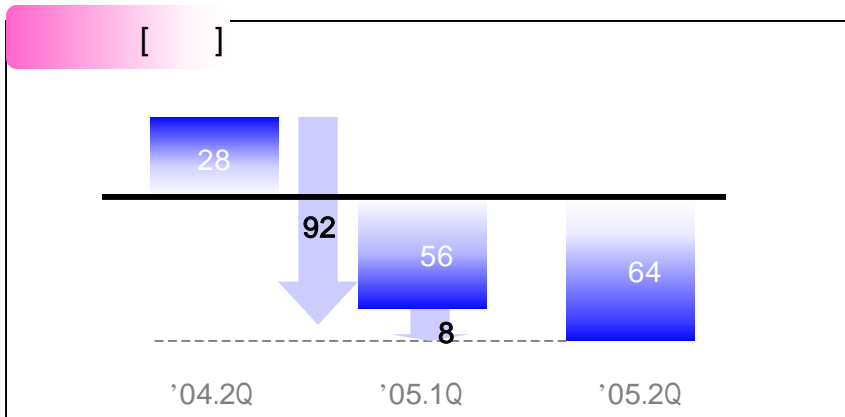
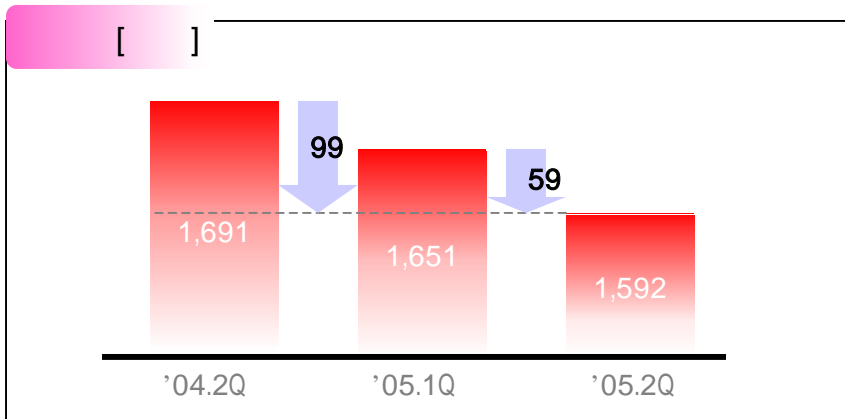
6. -

- SM가
- '05. 6

SM가

3

가



- SM가

- SM가 '04.12 \$976 \$1,295 '05.5 \$915

- 2005. 5

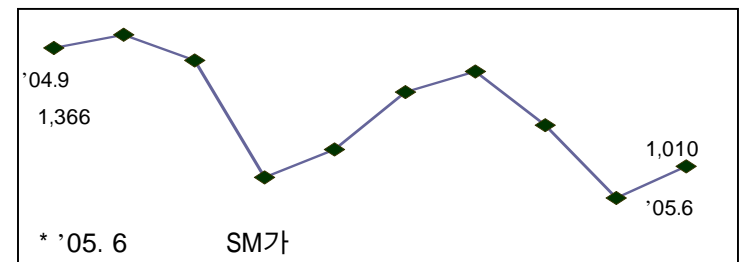
SECCO

가

- SECCO : Sinopec BP

- SM 가 (CFR Taiwan , \$]

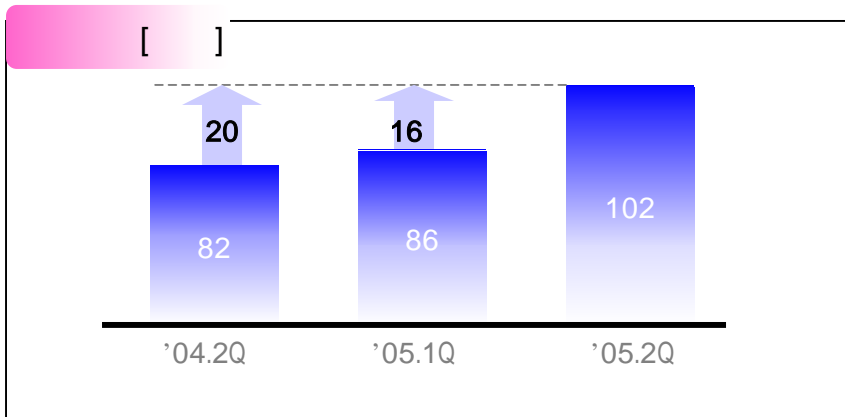
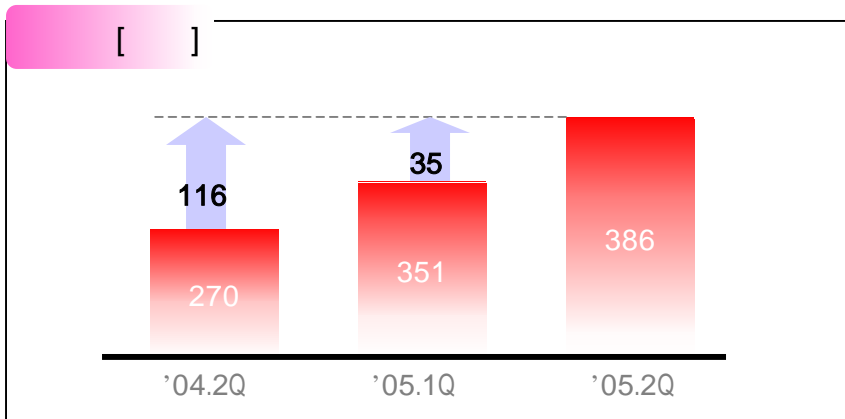
1	2	3	4	5	6
1,048	1,233	1,295	1,136	915	1,010



6.

-

U/T 가



- U/T 가 가

- 가 : 3,200 / ['04.1Q]
4,690 / ['05.6Q]
- 가

- : 55% 가 [3,100 4,800]

- : 9.5% 가[294 322]
- 가

- : 127% 가 [99 225]

- : 18.0% 가[124 147]

- : 25.0% 가[8 10]

7.

<ul style="list-style-type: none"> • [2] - HBR: 155 Mt/Y 200 Mt/Y[45] * LBR Line • - [K-13] [1,300 /Y] • Turbine Generator Tie In - 2005.10 [18Mw/Hr] • - T.F.T - 	<ul style="list-style-type: none"> • - : '05. 2 ~ 6 - : ADL - 1) 2) 3) - :
	<ul style="list-style-type: none"> • IR - 1 [4/22] - 2004 A/Report • - 22 • / - 3

III.



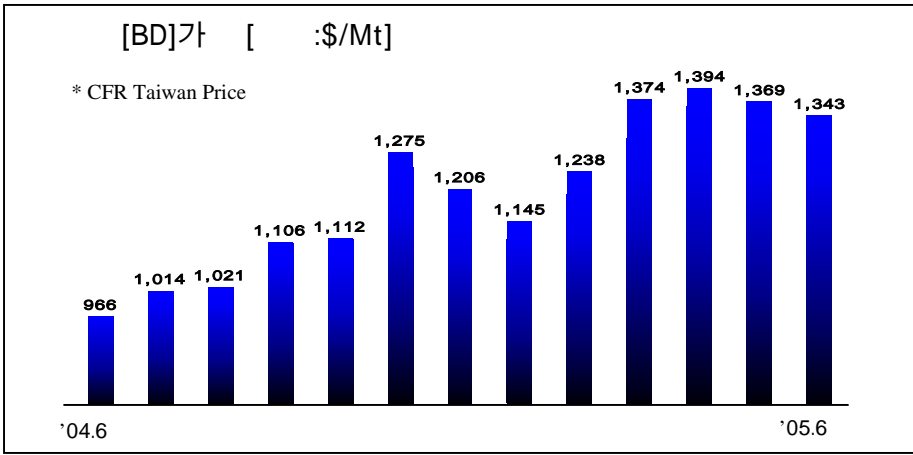
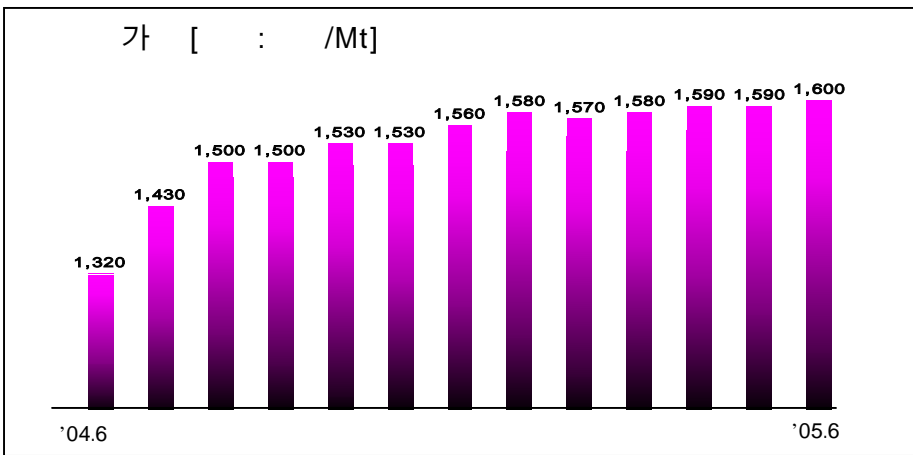
1.

2.

1. -

/ 가

'05 3Q

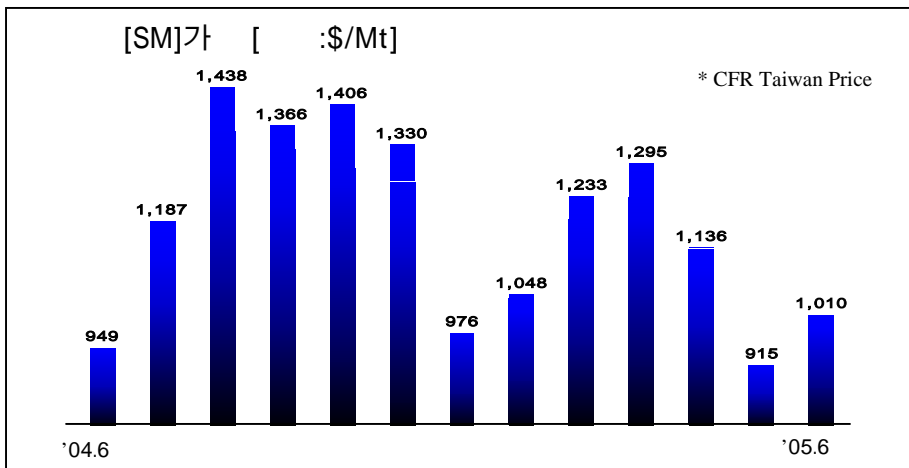
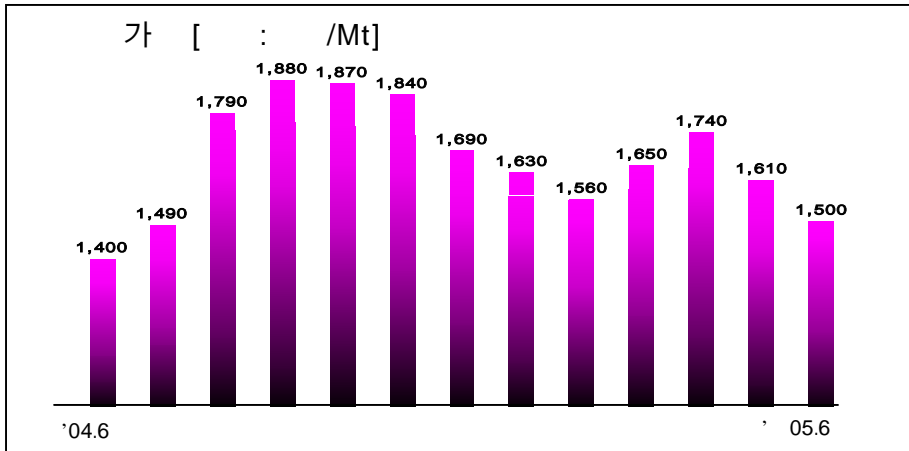


- 가
- Nd-BR[] BR
[Capa. 10 /Year, '05.9]
- SBR 가 가
- 가 Capa. 30 , 2005. 10
- 238 /Year 268 /Year
- []
- 가 가 ['05.5 , \$1,370]
- MMA
- P&B Acetone
-

1.

/ 가

'05 3Q



•	가
•	가
• 7	SM가
2Q	가
•	가
•	가
-	ASA
-	T.F.T
• Captive User	T.F.T
-	T.F.T
• Grade	.

2.

- Revamping

- SBR 3 가 ('05 10)

- Nd-BR

- Capa 10 /Year('05 9)

- Turbine Generator

- 2005.10 [18Mw/Hr]

-

- ASA

- TDF []

- 가 : 2007 가

- : Boiler

- :

- : Coal Boiler 가 23%

- MMA Project

- :

- : J/V

- Capacity : 70,000Mt/Y

- : 2 ,

- :

IV. APPENDIX



- 1.
- 2.
3. CAPEX
- 4.

1.

:

	'04.2Q	'05.1Q	'05.2Q	
	3,526	4,246	4,158	
	533	608	562	
	323	312	310	
	210	296	252	
[]	5.9	7.0	6.1	
	230	433	206	
	176	164	137	
	264	565	321	
[]	73	224	138	
	169	468	246	

2.

	'04.2Q	'05.1Q	'05.2Q	
	14,706	16,296	16,627	
	2,955	3,842	3,807	
[]	1,466	1,791	1,841	
	11,751	12,454	12,820	
[]	4,856	4,878	5,036	
	8,588	8,805	8,828	
	6,105	4,579	4,515	
	2,483	4,226	4,313	
	6,118	7,491	7,799	
	1,422	1,422	1,422	
	653	1,841	2,087	
	4,043	4,228	4,290	

3. CAPEX

	'04. 2Q	'05. 2Q			
	87	191	107	20	84
	36	198	187	151	11
		91	3	3	87
	51	88	62	11	26
TOTAL	174	568	359	185	201

2Q

- SEBS Plant [54]
- T/G [33]
- ABS Sheet [22]

- ABS Capa Up [22]
- Heat Pump Capa-Up[23]

3Q

- Heat Pump Capa-Up [23]
- SBR Plant [13]
- SGT [16]

4.

